

# FG Hollow Core Fiberglass Poles






## THE HOLLOW CORE FAVORITE OF PROFESSIONAL ARBORISTS

Jameson's strongest and most popular pole is lighter than the JE series, offering greater control and exceptional bending strength.

**Batch tested to 100KV per foot for five minutes.**

Not a "hot stick."

.125" Wall Thickness  
1.25" Pole Diameter  
2.4 Lbs  
Based On 6' Extension Pole



Sawhead Pole Permanent Mount with Saw Blade



Sawhead with Pole Adapter Snaps Into Base or Extension Pole's Ferrule

Pole Length	4'	6'	8'	10'	12'
Base	FG-4F	FG-6F	FG-8F	FG-10F	FG-12F
Extension	FG-4	FG-6	FG-8	FG-10	FG-12
Sawhead	FG-4SFP	FG-6SFP	FG-8SFP	FG-10SFP	FG-12SFP

For highest performance and safety, Jameson recommends using a Base Pole when using one pole or starting with a Base Pole when working with multiple poles.